

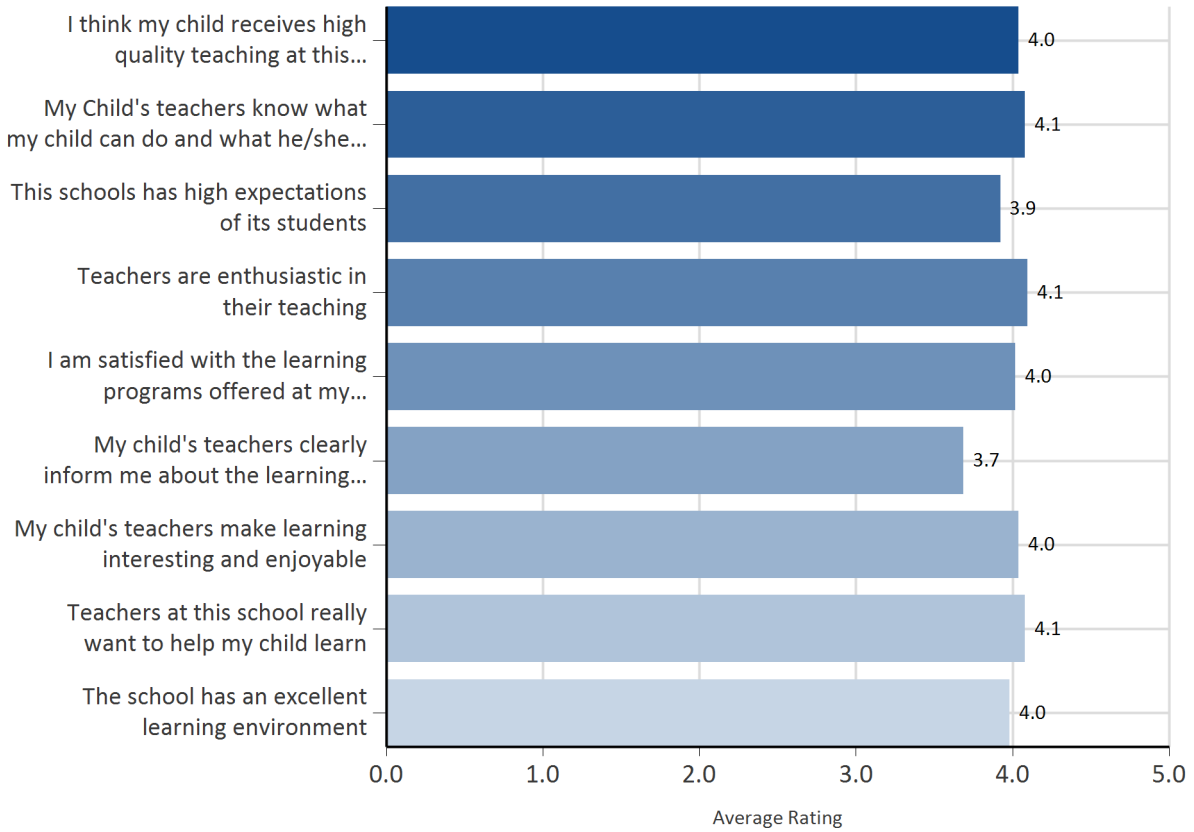
School Survey

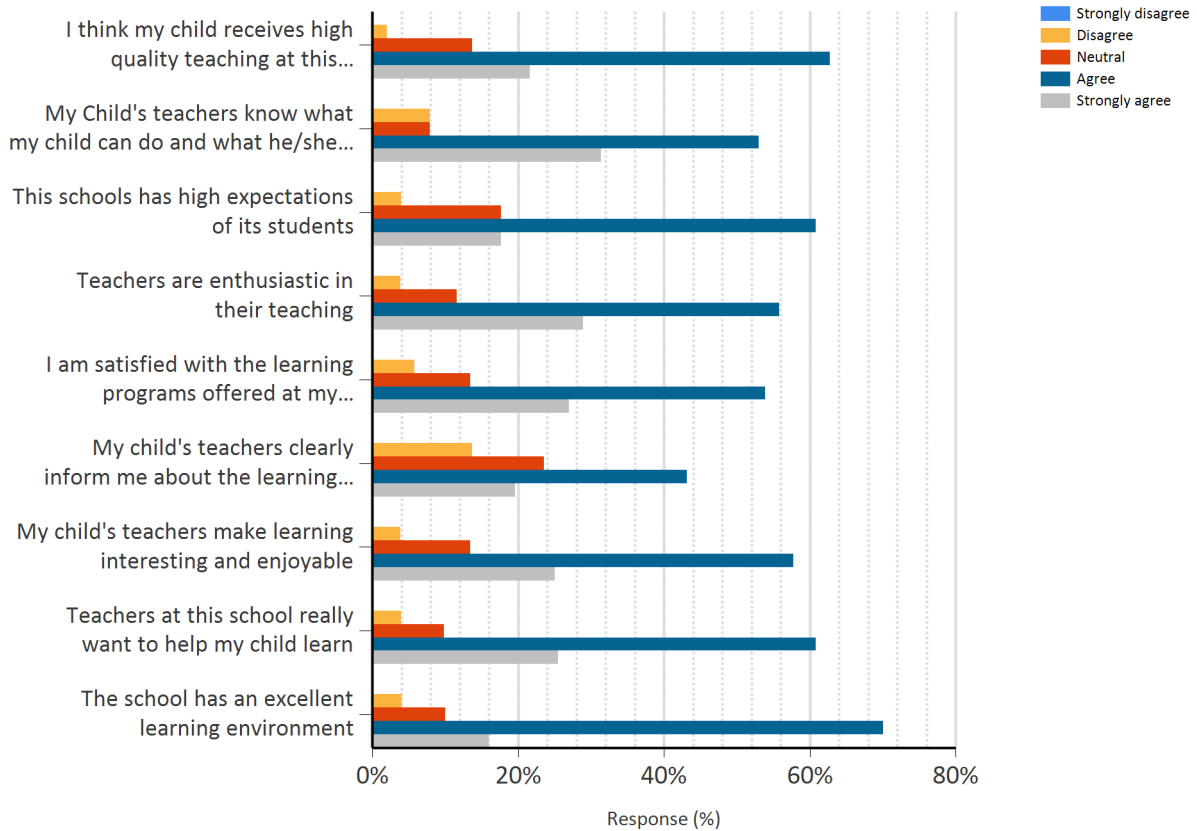
Overview

Survey title	CBPS - Parent Opinion Survey 2014
Report title	Distribution - single
Organisation name	Christies Beach Primary School
Generation time & date	10:12AM - 05 Feb 2015
Generated by	Adam Coulls
Distribution name	CBPS - Parent Opinion Survey 2014 - 1/12/2014 12:26 PM
School year	2014
Num of online responses	52
Num of manual responses	0

1 . Quality of Teaching and Learning

Rating	Score
Strongly agree	5
Agree	4
Neutral	3
Disagree	2
Strongly disagree	1





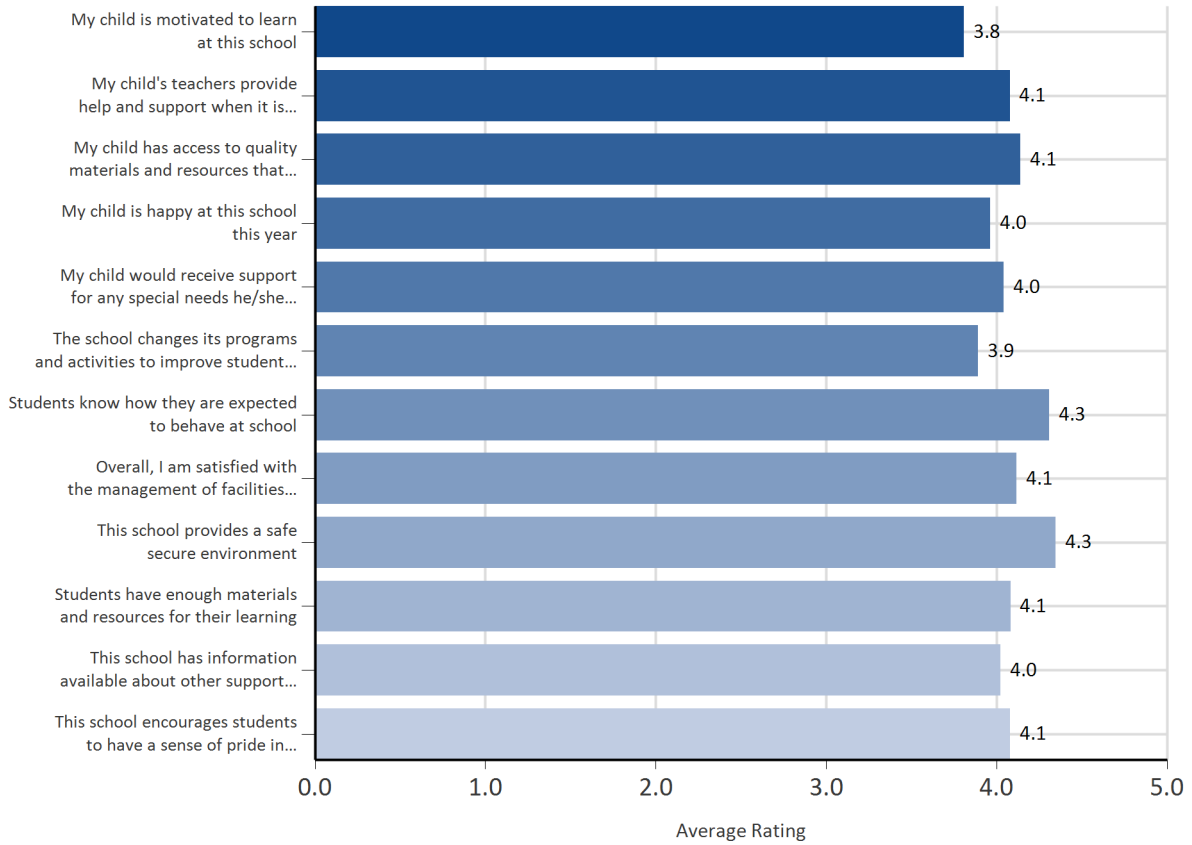
	Strongly disagree		Disagree		Neutral		Agree		Strongly agree	
	Num	%	Num	%	Num	%	Num	%	Num	%
I think my child receives high quality teaching at this school	-	-	1	2%	7	14%	32	63%	11	22%
My Child's teachers know what my child can do and what he/she needs to learn	-	-	4	8%	4	8%	27	53%	16	31%
This schools has high expectations of its students	-	-	2	4%	9	18%	31	61%	9	18%
Teachers are enthusiastic in their teaching	-	-	2	4%	6	12%	29	56%	15	29%
I am satisfied with the learning programs offered at my child's school	-	-	3	6%	7	13%	28	54%	14	27%
My child's teachers clearly inform me about the learning program	-	-	7	14%	12	24%	22	43%	10	20%
My child's teachers make learning interesting and enjoyable	-	-	2	4%	7	13%	30	58%	13	25%
Teachers at this school really want to help my child learn	-	-	2	4%	5	10%	31	61%	13	25%
The school has an excellent learning environment	-	-	2	4%	5	10%	35	70%	8	16%

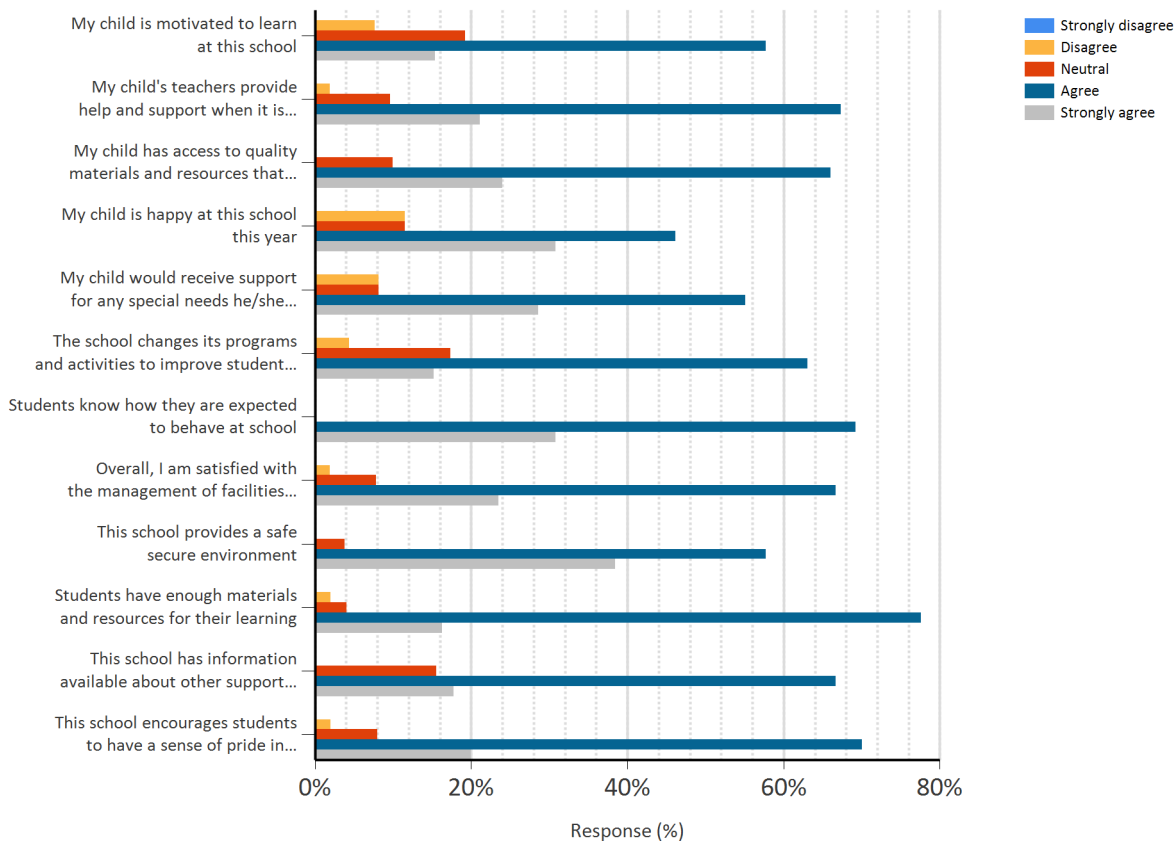
2 . Do you have any comments you would like to make about the quality of teaching and learning at this school?

Comments do not display in this report type. Use a detailed report to view respondent open text responses.

3 . Support of Learning

Rating	Score
Strongly agree	5
Agree	4
Neutral	3
Disagree	2
Strongly disagree	1





	Strongly disagree		Disagree		Neutral		Agree		Strongly agree	
	Num	%	Num	%	Num	%	Num	%	Num	%
My child is motivated to learn at this school	-	-	4	8%	10	19%	30	58%	8	15%
My child's teachers provide help and support when it is needed	-	-	1	2%	5	10%	35	67%	11	21%
My child has access to quality materials and resources that help him/her to learn	-	-	-	-	5	10%	33	66%	12	24%
My child is happy at this school this year	-	-	6	12%	6	12%	24	46%	16	31%
My child would receive support for any special needs he/she had	-	-	4	8%	4	8%	27	55%	14	29%
The school changes its programs and activities to improve student achievement	-	-	2	4%	8	17%	29	63%	7	15%
Students know how they are expected to behave at school	-	-	-	-	-	-	36	69%	16	31%
Overall, I am satisfied with the management of facilities at the school	-	-	1	2%	4	8%	34	67%	12	24%
This school provides a safe secure environment	-	-	-	-	2	4%	30	58%	20	38%
Students have enough materials and resources for their learning	-	-	1	2%	2	4%	38	78%	8	16%

CBPS - Parent Opinion Survey 2014

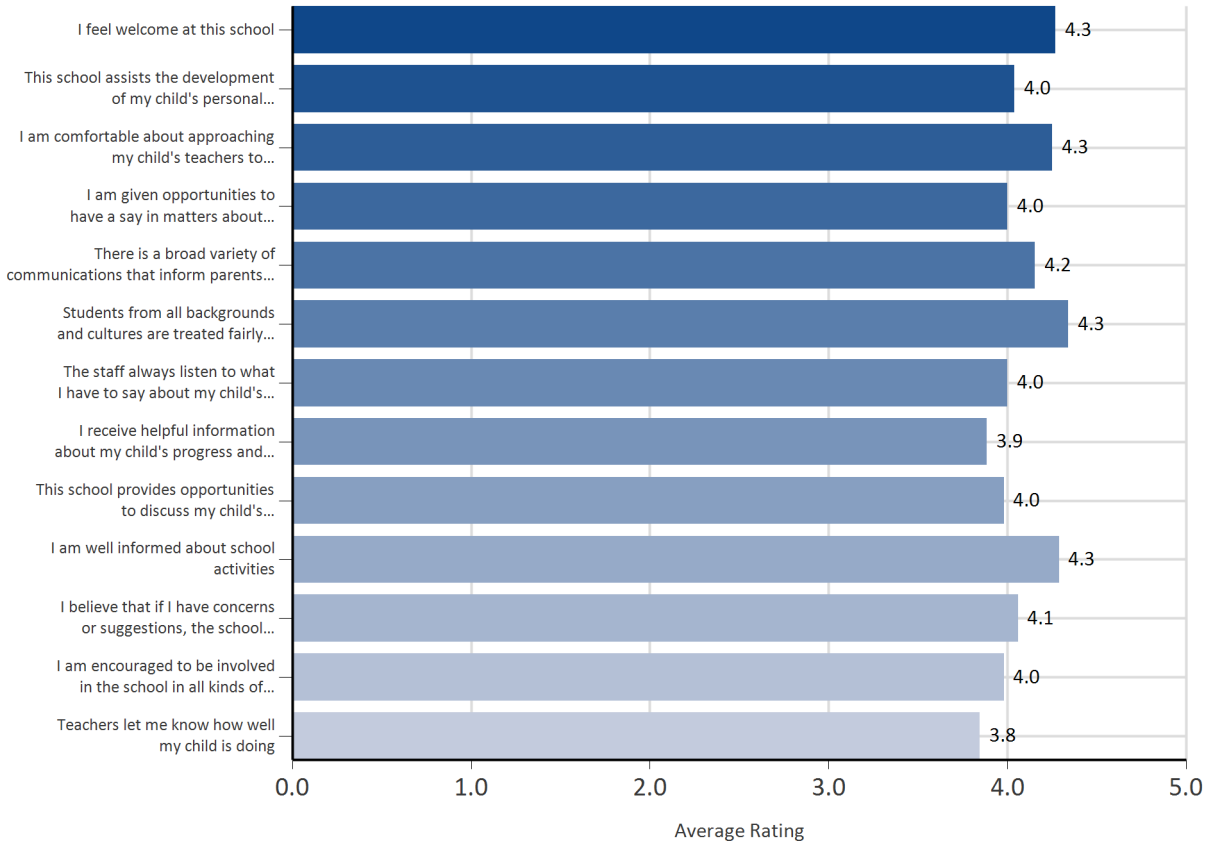
This school has information available about other support agencies within the community	-	-	-	-	7	16%	30	67%	8	18%
This school encourages students to have a sense of pride in their achievement	-	-	1	2%	4	8%	35	70%	10	20%

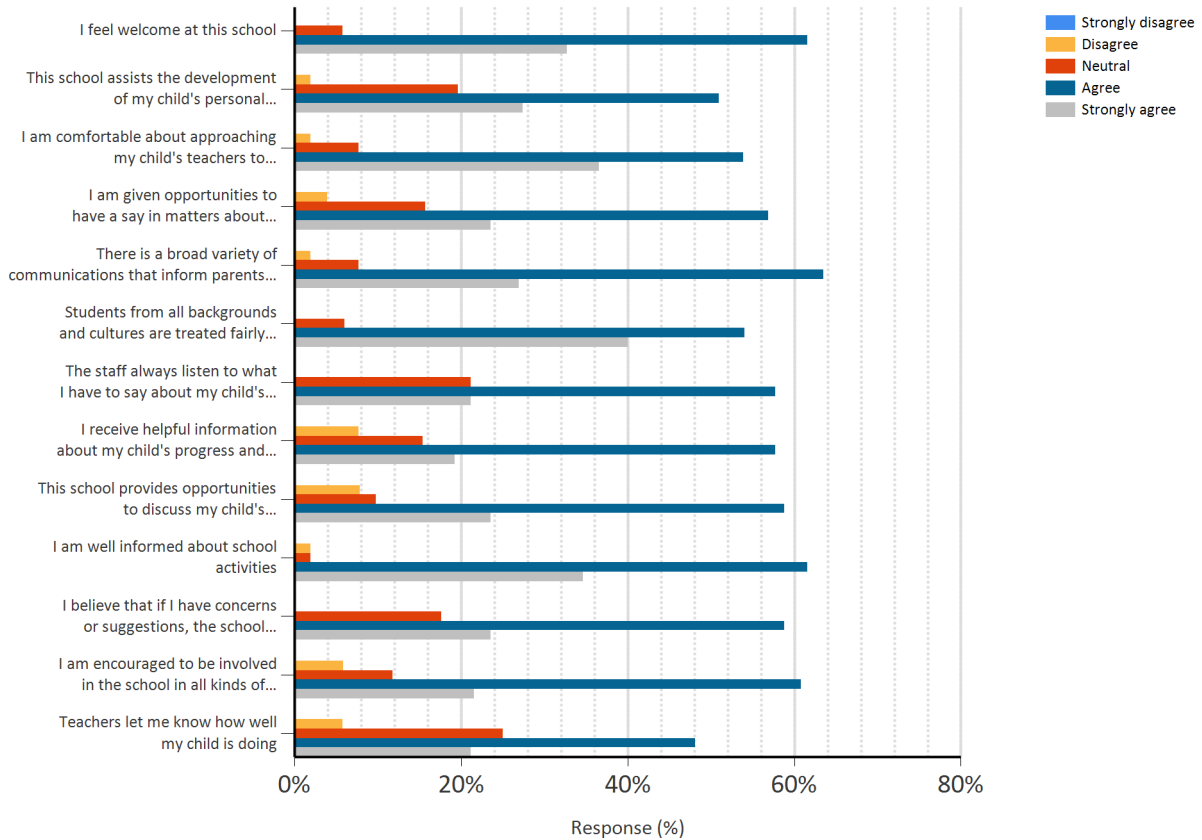
4 . Do you have any comments you would like to make about student support at this school?

Comments do not display in this report type. Use a detailed report to view respondent open text responses.

5 . Relationships and Communication

Rating	Score
Strongly agree	5
Agree	4
Neutral	3
Disagree	2
Strongly disagree	1





	Strongly disagree		Disagree		Neutral		Agree		Strongly agree	
	Num	%	Num	%	Num	%	Num	%	Num	%
I feel welcome at this school	-	-	-	-	3	6%	32	62%	17	33%
This school assists the development of my child's personal and social skills	-	-	1	2%	10	20%	26	51%	14	27%
I am comfortable about approaching my child's teachers to talk about his/her progress	-	-	1	2%	4	8%	28	54%	19	37%
I am given opportunities to have a say in matters about this school	-	-	2	4%	8	16%	29	57%	12	24%
There is a broad variety of communications that inform parents about this school	-	-	1	2%	4	8%	33	63%	14	27%
Students from all backgrounds and cultures are treated fairly at this school	-	-	-	-	3	6%	27	54%	20	40%
The staff always listen to what I have to say about my child's development and needs	-	-	-	-	11	21%	30	58%	11	21%
I receive helpful information about my child's progress and achievement	-	-	4	8%	8	15%	30	58%	10	19%

CBPS - Parent Opinion Survey 2014

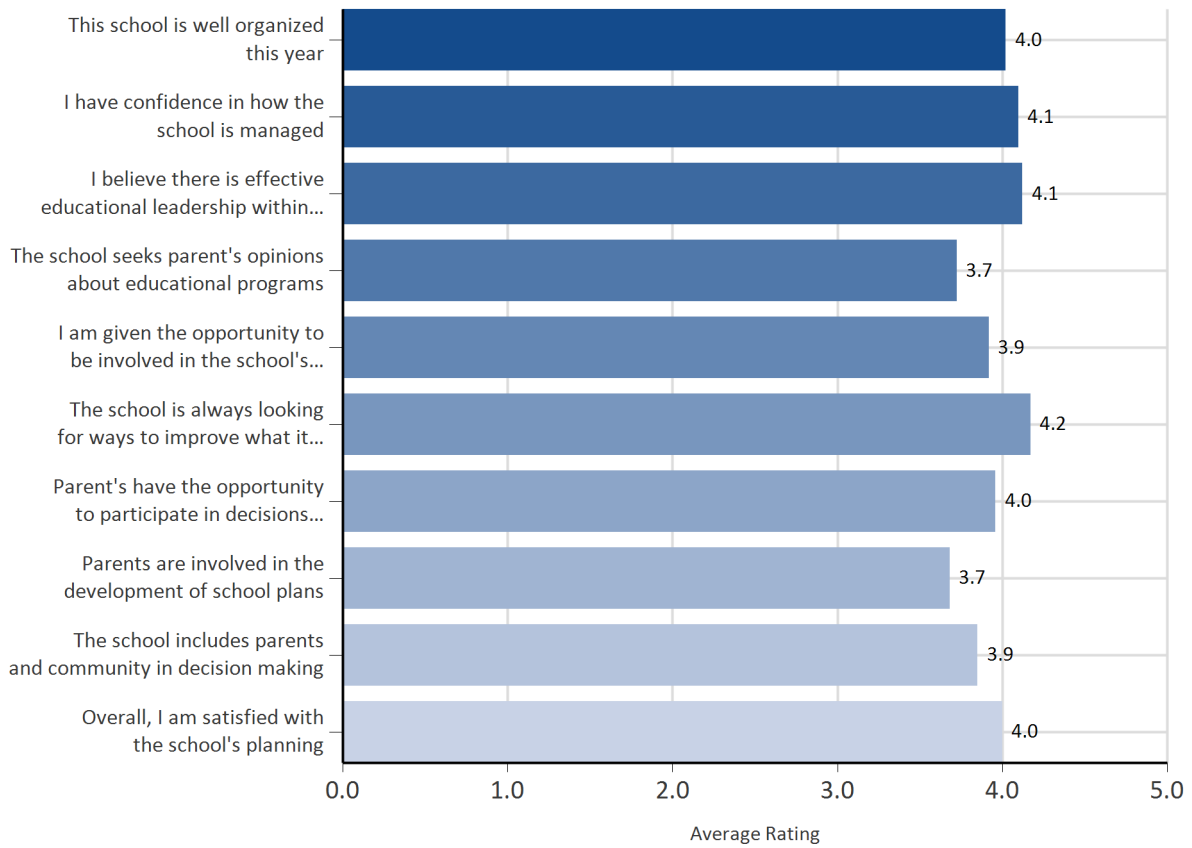
This school provides opportunities to discuss my child's progress	-	-	4	8%	5	10%	30	59%	12	24%
I am well informed about school activities	-	-	1	2%	1	2%	32	62%	18	35%
I believe that if I have concerns or suggestions, the school would respond appropriately	-	-	-	-	9	18%	30	59%	12	24%
I am encouraged to be involved in the school in all kinds of ways	-	-	3	6%	6	12%	31	61%	11	22%
Teachers let me know how well my child is doing	-	-	3	6%	13	25%	25	48%	11	21%

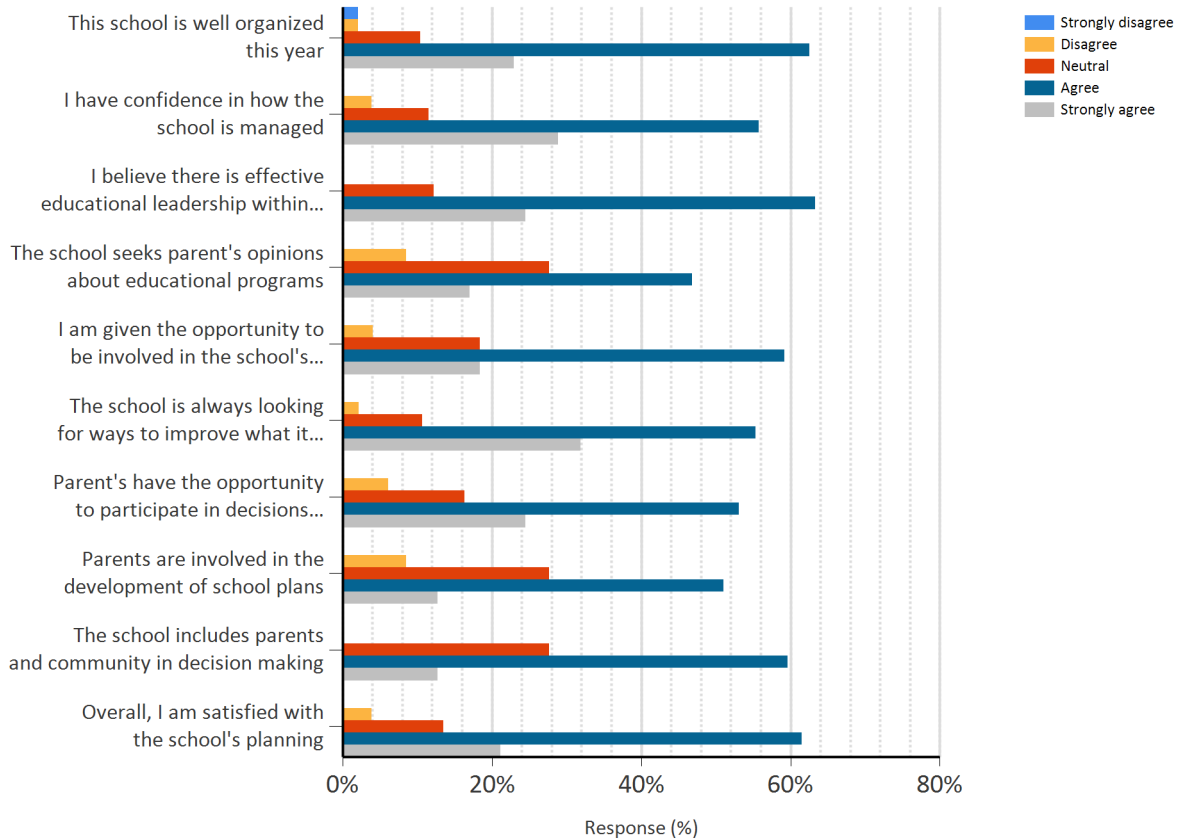
6 . Do you have any comments you would like to make about relationships and communication at this school?

Comments do not display in this report type. Use a detailed report to view respondent open text responses.

7 . Leadership and Decision Making

Rating	Score
Strongly agree	5
Agree	4
Neutral	3
Disagree	2
Strongly disagree	1





	Strongly disagree		Disagree		Neutral		Agree		Strongly agree	
	Num	%	Num	%	Num	%	Num	%	Num	%
This school is well organized this year	1	2%	1	2%	5	10%	30	63%	11	23%
I have confidence in how the school is managed	-	-	2	4%	6	12%	29	56%	15	29%
I believe there is effective educational leadership within the school	-	-	-	-	6	12%	31	63%	12	24%
The school seeks parent's opinions about educational programs	-	-	4	9%	13	28%	22	47%	8	17%
I am given the opportunity to be involved in the school's educational activities	-	-	2	4%	9	18%	29	59%	9	18%
The school is always looking for ways to improve what it does	-	-	1	2%	5	11%	26	55%	15	32%
Parent's have the opportunity to participate in decisions about their children's education	-	-	3	6%	8	16%	26	53%	12	24%
Parents are involved in the development of school plans	-	-	4	9%	13	28%	24	51%	6	13%
The school includes parents and community in decision making	-	-	-	-	13	28%	28	60%	6	13%

CBPS - Parent Opinion Survey 2014

Overall, I am satisfied with the school's planning	-	-	2	4%	7	13%	32	62%	11	21%
----------------------------------------------------	---	---	---	----	---	-----	----	-----	----	-----

8 . Do you have any comments you would like to make about leadership and decision making at this school

Comments do not display in this report type. Use a detailed report to view respondent open text responses.

9 . Do you have any other comments you would like to make?

Comments do not display in this report type. Use a detailed report to view respondent open text responses.